



It's just 5 simple steps to configure the perfect leg



We heard you, Alan and all the rest of you who are looking for a little simplification in your life. Therefore, this is for you. Follow these five simple steps in configuring your wheel chair legs and the resulting unique configuration identifier is ALL you will need to place your order.

Sample Configuration Identifier

STEP 1

Select the manufacturer from the list and put the code into box 1



BASE	CODE
Invacare	IN
Quickie	QI
Quantum	QA
Other	OT

STEP 2

Select the seat from the list and put the code into box 2



SEAT	CODE
Invacare	
Rehab Seat (track on seat rail)	RS
Solara/Compass (round seat rails)	SC
Quickie	
Iris	IR
Quickie 2	QT
Rehab Seat (removable legrest hanger)	RR

SEAT	CODE
Innovation In Motion	
Standard	IS
Motion Concepts	
Standard	MS
Permobil	
C350	PC

Quantum	
Synergy	SY
Basic Rehabilitation (square seat rail no track)	BR
PDG	
Fuse	FU
Eclipse	EC
Gunnel	
Standard	GS

STEP 3

Enter the code for Left Leg, Right Leg or Both Legs.



NUMBER OF LEGS	CODE
Right Leg	RL
Left Leg	LL
Both Legs	BL

STEP 4

Enter the code for the type of upper leg you want.



UPPER LEG TYPE	CODE
70 Degree	01
90 Degree	02
Knee Axis	03
Knee/RHI	04

STEP 5

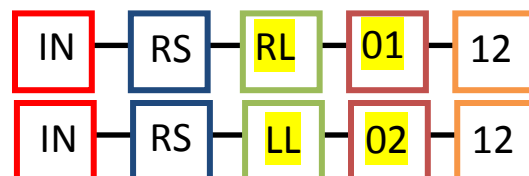
Enter the code for the type of lower leg you want.



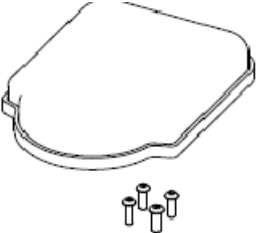
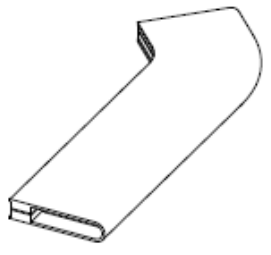
LOWER LEG TYPE	CODE
Standard	10
Ankle Adjustable	11
Ankle/Foot Adjustable	12

NOTE: If you are ordering two legs which are different from one another, then each leg must have its own identifier when you order.

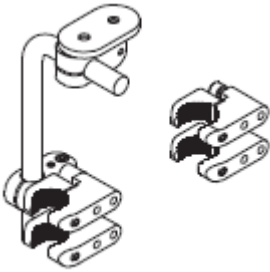
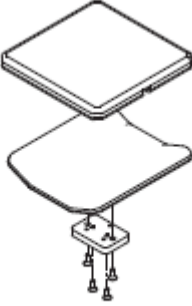

Example of coding for two different legs on same system



Accessories: Gel

FOOT PLATE COVERS		LEG HANGER CAP	KNEE PROTECTOR WRAP
Bolt-on cover with wood base fits standard adult footplates.	Bolt-on center-mount cover w/wood base fits most manufacturer's regular sizes	Velcro® closure covers hangers when legrest is not in use.	Knee protector wrap fits knee bend on fixed frame manual chairs with ¾" to 1" tubing.
			
GFPC	GFPCS	LHC (NS)	KPR (NS)
KNEE PROTECTOR BUTTONS			
For elevating legrests; 1 ¼"	For elevating legrests; 7/8" thick	For swing away legrests; 1 ¼" thick	For swing away legrests; 7/8" thick
			
KBE	KBET	KBM	KBMT
CALF PANEL	LEG WRAP	LEG PROTECTOR PAD	HEEL LOOP COVER
Split panel allows use of swing away legs without removal; fits 16-20" wide seat.	Velcro® closure fits 70 degree swing away legrests	3 ½ x 12" pad and hardware; fits 7/8" or 1" tubing legs	Velcro® closure with three gel sections enhancing proper fit.
			
GHS-2	LPW	FLGP	HLC-3

Accessories: Miscellaneous

STUMP SUPPORT	STUMP SUPPORT PAD	KNEE ADDUCTORS	
Clamps to 7/8" or 1" round tubing – see pad on right.	7" x 7" gel pad and cover	Swing-away; complete with 3" X 5" gel pad. Clamps to 7/8" or 1" tubing. Black; comes in pair.	
			
FRSS	FRSS77	FRAB	

Special Instructions

Please use the box below to print clearly any special instructions or customization which you may be requesting.